



ZOOM QUICK TIPS

Privacy & Security


COASTLINE COLLEGE



CYBER CENTER




SECURE YOUR MEETING



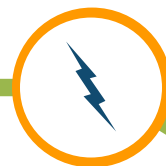
GENERATE MEETING ID

Never use your personal meeting ID



CREATE A PASSWORD

Always use a meeting password and share it securely




WAITING ROOM

Use Zoom's waiting room feature to approve guests




ZOOM UPDATES

Install Zoom application updates



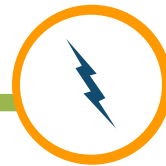
MEETING LOCK

Lock the meeting after it starts



HOST-ONLY SCREEN SHARE

Turn off screen sharing for everyone except the meeting host



SAFE LINK

Do not share your meeting link on social media or websites



DISABLE AUDIO & VIDEO

Mute audio & disable video for meeting participants



SECURITY & PRIVACY



INTERNAL MEETING



- ✦ Never use your personal meeting ID
- ✦ Do not share your meeting link on social media or websites
- ✦ Always use a meeting password & share it securely
- ✦ Mute audio for all participants upon entry to the meeting
- ✦ Turn off screen sharing for everyone except the meeting host/co-host
- ✦ Lock the meeting after expected participants have joined

VS



EXTERNAL MEETING



- ✦ Never use your personal meeting ID
- ✦ Do not share your meeting link on social media or websites
- ✦ Use Zoom's waiting room feature
- ✦ Mute audio and disable video for meeting participants
- ✦ Do not check Enable join before host
- ✦ Turn off screen sharing for everyone except the meeting host/co-host
- ✦ Disable private chat sessions
- ✦ Lock the meeting after the meeting starts to prevent late party-crashers
- ✦ Turn off file transfer & annotations
- ✦ Record the meeting in the cloud

BOOT THE PARTY-CRASHER

Kick unwanted guests out of your meeting by selecting "Remove" in the Participants menu

Lock the meeting to prevent the party-crasher from returning





RISKS & CONCERNS

Zoombombers, trolls, and party-crashers have the worst intentions to disrupt your meeting and push unwanted material or hate messages. Be aware of the risks and concerns, keep your meetings free of the propaganda that cyber attackers try to push, and learn about Zoom's features that can prevent attackers from entering your meeting.

PRIVACY & REGULATORY CONCERNS



**PERSONAL
INFO**



**CONFIDENTIAL
INFO**



**SENSITIVE
INFO**



ZOOMBOMBERS, TROLLS, & PARTY-CRASHERS

- Participants can share confidential information in the meeting chat (the chat is not private, it is stored to the Zoom servers and the meeting host gets a copy after the meeting)
- Participants can display unwanted images or content in their profile picture, video, screensharing, annotations, file-sharing, chat, or private chat
- Zoom has the right to use your personal data, according to Zoom's privacy policy
- Participants can share your meeting invite publicly
- Party-crashers can join your meeting through war-dialing (guessing the meeting ID)
 - ✦ Add unwanted images in the file-share feature
 - ✦ Add unwanted messages in the chat box
 - ✦ Post phishing links in the chat box
 - ✦ Can scream obscenities into the microphone
 - ✦ Share unwanted images or video using the video feature
 - ✦ Share unwanted images using the profile picture
 - ✦ Can return to the meeting using another participant ID

Tobi West, CISSP, GCFE
Professor, Cybersecurity
Coastline College Cyber Center